



# Executive Board

**Resource Mobilization Presentation**

**1 July 2015**

# UN Women's global priorities for resource mobilization



- 1) Sustaining, widening and deepening core contributions from current government donors and engaging emerging donors (more donors and more double-digit donors).
- 2) Identifying new and strengthening current sources of non-core resources and innovative modalities.
- 3) Expanding and deepening contributions from non-traditional donors, including the private sector (corporations and philanthropic foundations), individual donors and UN Women National Committees.

# UN Women's Funding Situation in 2014

## Key Milestones in 2014: three new records

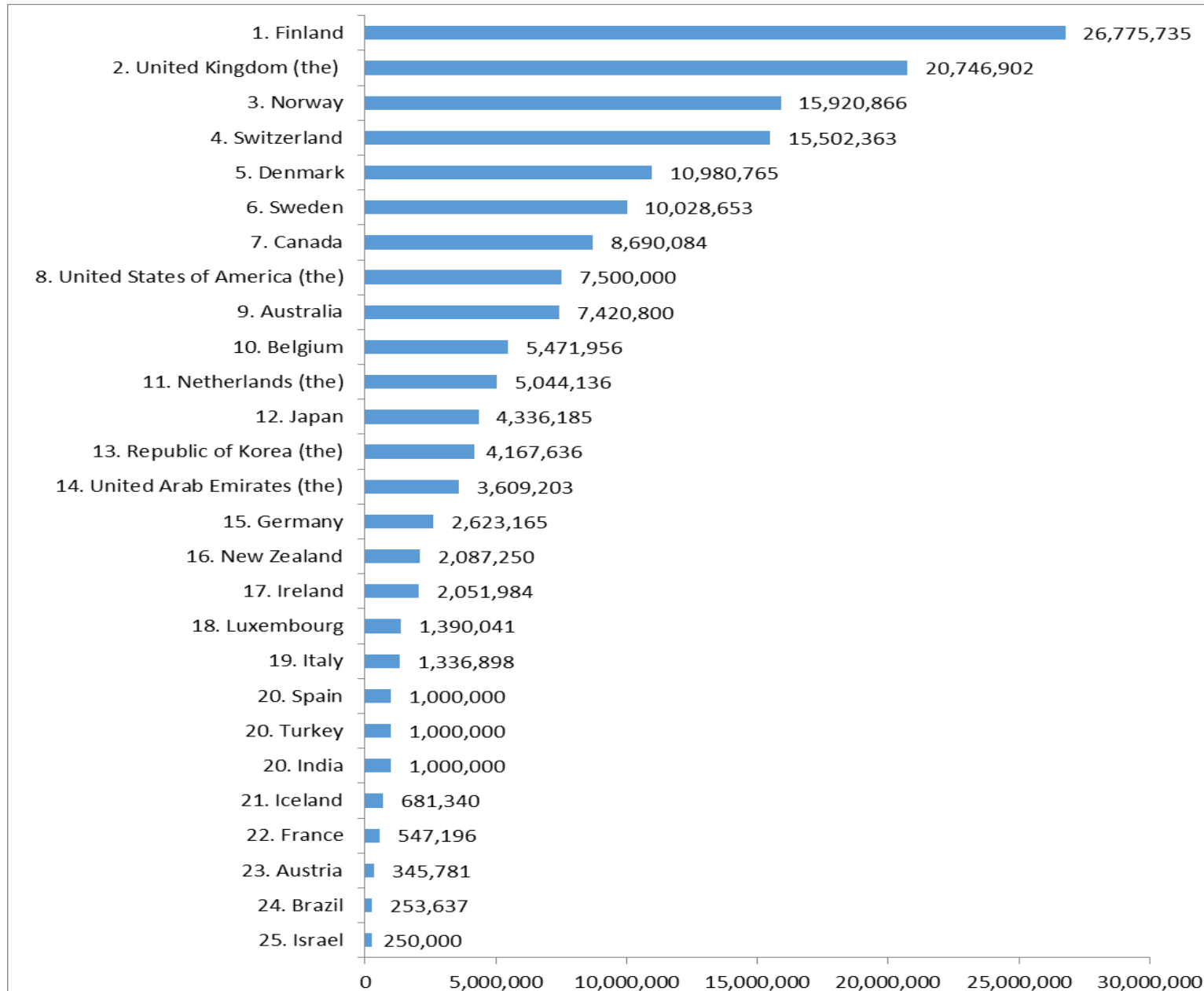
- 1) The Entity secured its **highest level of income: US\$330 million** (a 17 percent increase over the US\$275 million received in 2013).  
**Total voluntary contributions: US\$164 million for regular core resources** (US\$157 million in 2013), and **US\$159 million for other non-core resources** (US\$119 million in 2013).
- 2) UN Women had **the highest number of Government core donors** since its establishment (**143**)-reflecting its universal mandate.
- 3) Total **contribution from Private Sector** including funds raised by National Committees is **US\$ 7.9 million**.

# UN Women's Funding Situation in 2014



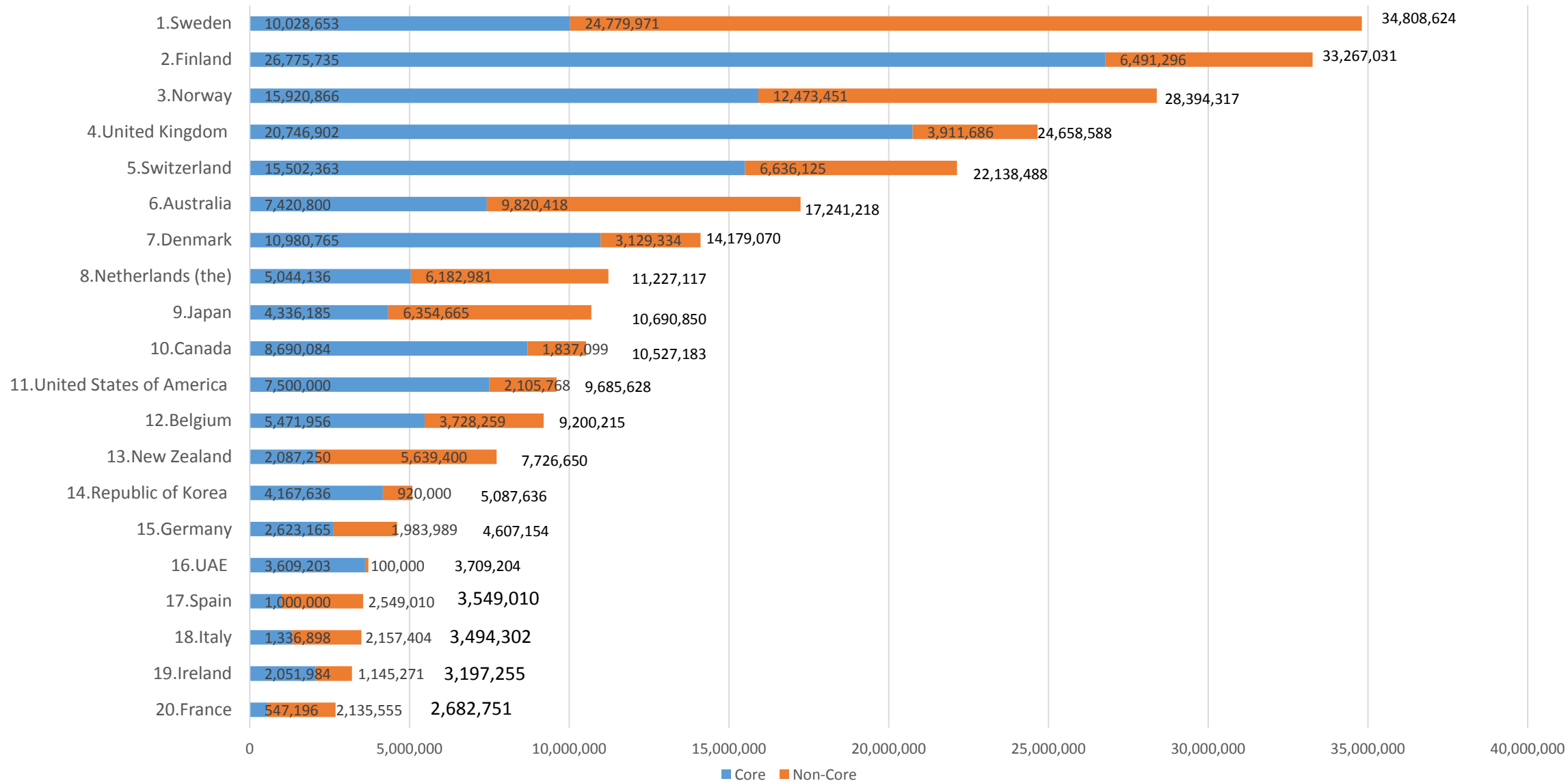
- **Over 85% of countries** from the Latin America and Caribbean and Asia and Pacific regions contributed to core resources.
- UN Women established a **Private Sector Leadership Advisory Council** whose members are CEOs committed to accelerating economic and social progress for women and girls.
- Multiple partnerships with the private sector and foundations were established including with **The Angelika Fuentes Foundation; UNHATE Foundation; Ford Foundation; Proya Cosmetics; Tupperware**; among others.
- Strengthened Advocacy Platform with successful Campaigns (**He for She; Step it Up for Gender Equality; Unite**) to influence policy makers and reach out to new stakeholders (men & boys).

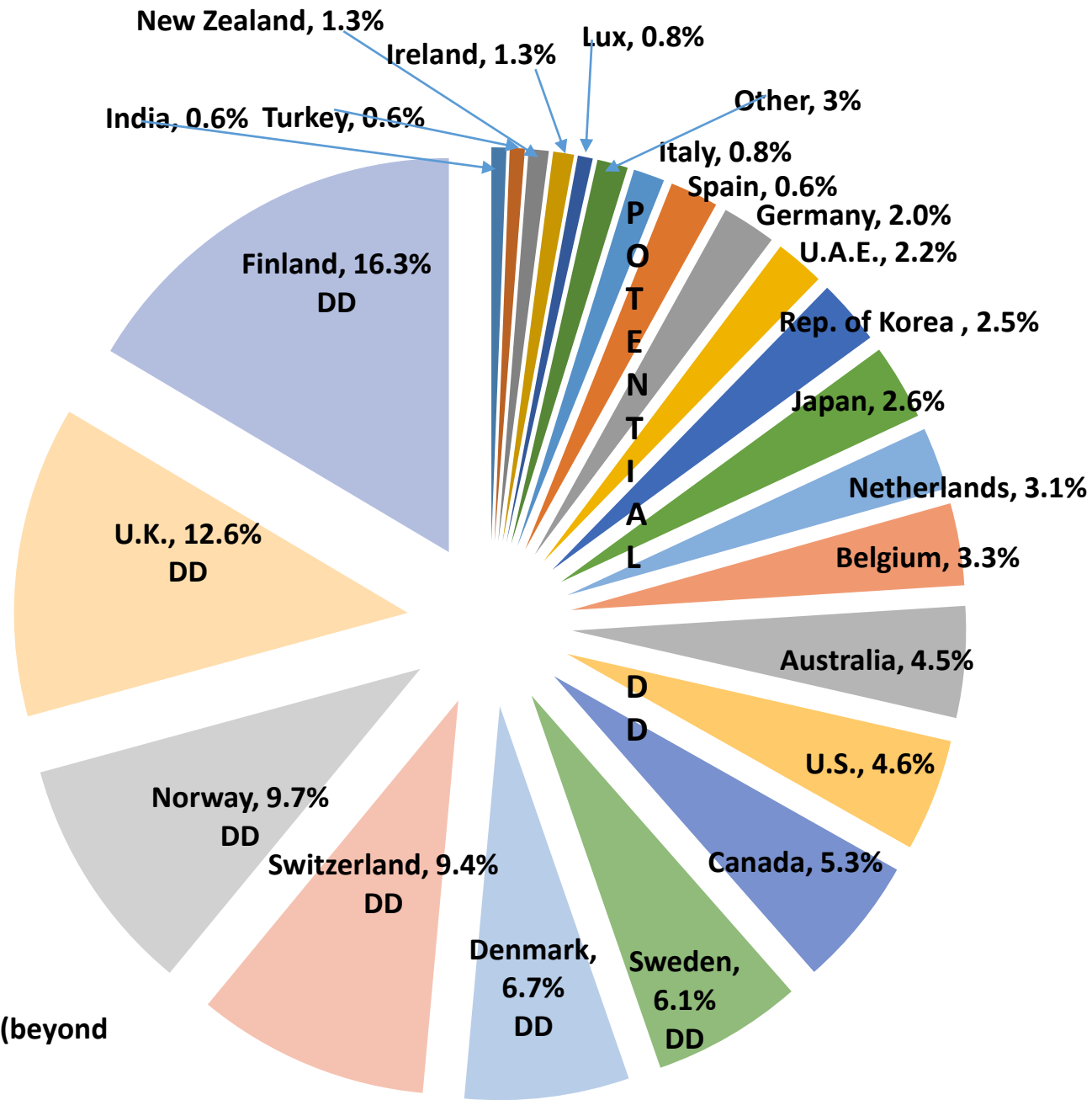
# Top 25 Donors in 2014 (Core Contributions)



# Top 20 Donors in 2014 (Total Contributions)

Top 20 Donors in 2014 (Total USD Contributions)





DD: double digit contribution (beyond US\$10 million)

Government	2014 Amount	ODA (USD, 2013)	2014 average contribution to Sister Agencies
1. Finland	26,775,735	1,435,400,000	38,990,564
2. United Kingdom	20,746,902	17,920,300,000	63,257,286
3. Norway	15,920,866	5,581,400,000	84,511,002
4. Switzerland	15,502,363	3,196,900,000	34,009,606
5. Denmark	10,980,765	2,927,500,000	45,331,794
6. Sweden	10,028,653	5,827,300,000	74,337,390
7. Canada	8,690,084	4,947,200,000	22,455,896
8. United States	7,579,860	30,879,200,000	81,360,367
9. Australia	7,420,800	4,845,600,000	36,190,152
10. Belgium	5,471,956	2,299,500,000	19,014,697
11. Netherlands	5,044,136	5,435,500,000	39,456,377
12. Japan	4,336,185	11,581,600,000	42,016,967
13. Republic of Korea	4,167,636	1,755,400,000	3,728,390
14. U.A.E.	3,609,204	5,402,000,000	144,667
15. Germany	2,623,165	14,228,300,000	23,214,232
16. New Zealand	2,087,250	457,300,000	5,588,408
17. Ireland	2,051,984	845,900,000	8,933,075
18. Luxembourg	1,390,041	429,300,000	3,557,362
19. Italy	1,336,898	3,406,600,000	3,294,633
20. Spain	1,000,000	2,374,600,000	2,758,621
20. Turkey	1,000,000	3,308,000,000	1,100,000
21. Iceland	681,340	34,900,000	634,865
22. France	547,196	11,341,900,000	8,005,502
23. Austria	345,781	1,171,500,000	1,768,708
	<b>159,338,800</b>		<b>643,660,561</b>